



 **schmidt**
a brand of aebi schmidt

CJS

Jet sweeper



Performance meets design - that's the CJS, which not only impresses with its fresh and straightforward design, but also offers unsurpassed performance, latest motor technology and easy maintenance. The CJS is ideal for snow clearance on runways, taxi-ways and aprons. Thanks to its compact design, it is particularly manoeuvrable and reliably clears the snow using a snow plough, sweeper roller and high-pressure blower in clearing widths of up to 4200 mm.

Highlights

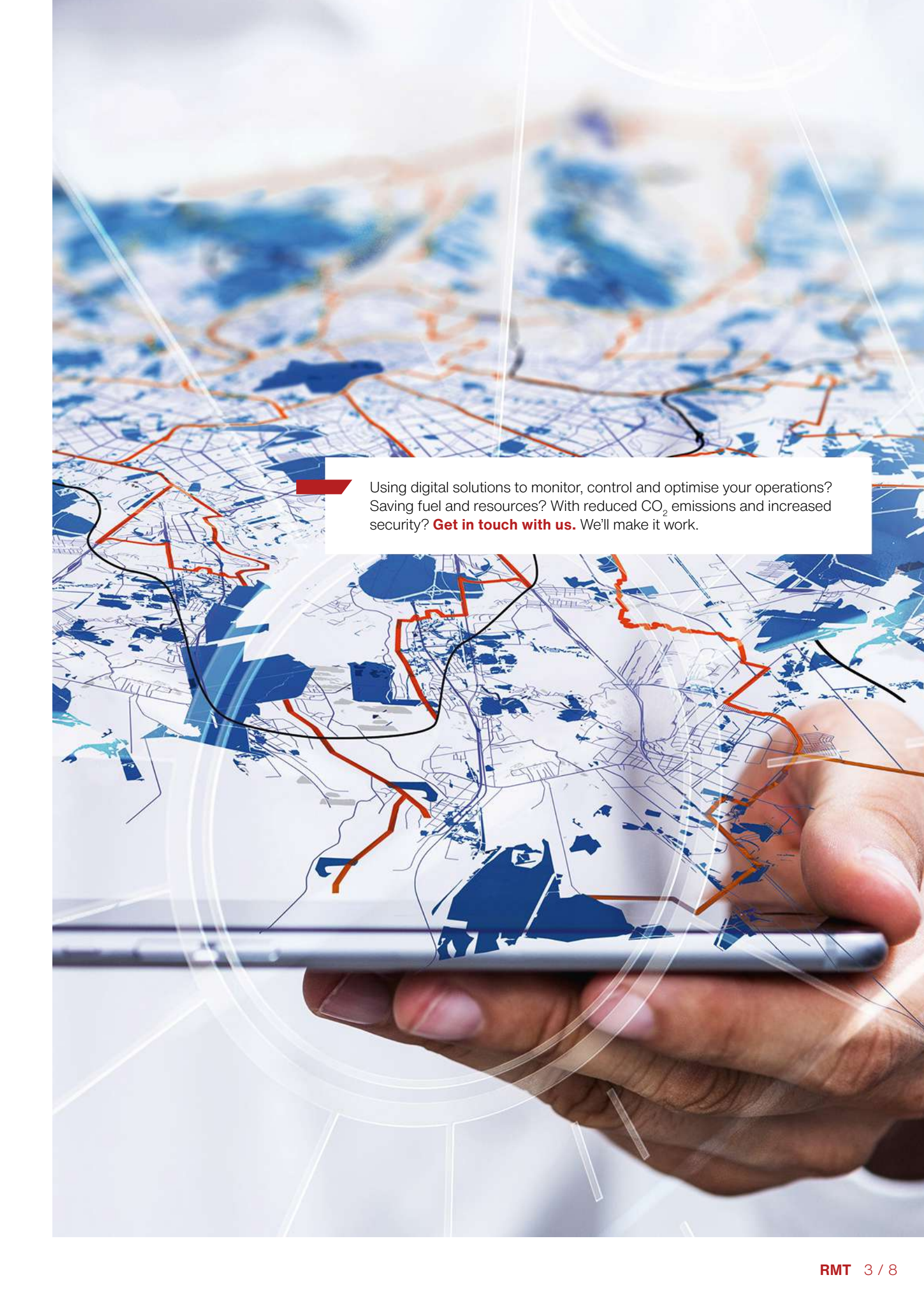
- **Maximum blowing performance** thanks to aerodynamic airflow
- **Proven control technology**, a wide range of options and **intelligent assistance systems**
- **Robust and compact design** on **standard truck chassis**
- **Sustainable engine technology** according to the latest guidelines
- **Low service times** due to easy access components

Your benefits

- **Best-in-class performance**
- Very **small turning radius**
- **Highest clearing capacity**
- **Intuitive** operating concept
- **Long brush life**

We know how important it is that your machines and equipment are always ready to deploy. **Get in touch with us** about our range of tailored services and original spare parts.





Using digital solutions to monitor, control and optimise your operations? Saving fuel and resources? With reduced CO₂ emissions and increased security? **Get in touch with us.** We'll make it work.

Performance features

Clearing process

Back to blacktop in a single work step.

Three process steps combined in a single operation:

1. The snow plough clears the majority of the snow to the side.
2. The brush roller clears away the remaining snow and slush.
3. The blower unit generates a powerful jet of air that sweeps across the entire sweeping width, removing any remaining moisture


And, with that, the runway is ready for flight operations.

Roller brush

The sweeping unit is mounted between the vehicle axles, while the sweeping roller drive is hydrostatic.

The roller brush is optimally adapted to the sweeping surface and achieves a very good clearing result. The sweeping mirror of the roller brush is adjusted automatically and continuously via twin trailing wheels.

The CJS has a 16-piece cartridge system with steel [2], plastic [1] or mixed bristles [3] and is also available as an 18 or 21-piece system. The 21-piece design produces less air turbulence with the denser bristle material, which ensures better clearing performance and a longer brush life at the same speed and with more brush strips.



Blower unit

The high-performance blower is driven hydraulically by the auxiliary engine via a variable displacement pump. The blower can be switched on and off by swivelling the pump. The blower unit is optimally designed to spread the large air capacity. The air speed is virtually constant across the entire working width. The blowing nozzle can be raised and lowered hydraulically.



Carrier vehicles

The CJS can be mounted on two carrier vehicles as standard.

Mercedes-Benz*

- Arocs 2032 chassis
- Turning circle diameter: approximately 18 m/59 ft
- Optional supplementary rear axle steering

MAN*

- TGS 18.320 chassis
- Turning circle diameter: around 18 m/59 ft
- Optional supplementary rear axle steering

* The basic equipment and the exhaust emissions of the carrier vehicle must be selected specifically to meet the standards of the customer and the relevant country.



Operating concept

State-of-the-art control technology is an important step in the safe and efficient clearing of airport tarmac. Logical and intuitive menu navigation and automatically controlled processes help to support drivers by ensuring that concentration remains focused on the clearing operation.

Both impulse and synchronous control are possible for the snow plough, sweeping unit and blower. On the one hand, this allows particularly efficient clearing processes via synchronous control. On the other, it also allows response to specific situations such as adjustment of the snow plough by means of individual, impulse control.


The display indicates the operating hours data when the machine is at a standstill; information about the engine speed, brush speed and blower output can be called up when the engine is running. The display also provides a comprehensive overview of fault or error messages.



- All relevant functions can be controlled from the driver's cab via the control panel
- Relevant machine information is shown on the colour display
- Graphical displays for a quick overview and intuitive operation

Smart Service Concept

The Smart Service Concept equals easier maintenance. It allows free access to all important components and low service time due to the ease of access to the components. In addition, the CJS has a practical mounting bracket for the control panel on the control cabinet for service and workshop use. The optimised wiring harness layout ensures high quality standards and reduced service requirements. At the same time, the air intake underneath the bonnet ensures less air filter contamination.



Gallery



Related products

CJS-DI

Jet sweeper



TJS / TJS-C

Jet sweeper



Trust in our many years of uniquely diverse experience. **Get in touch with us.** We'll find the right solution for your specific challenge.



Technical data

Sweeping unit

Brush length	4,200 mm
Number of Cartridges / brush material / diameter	16-, 18- o. 21-piece steel, poly and mixed bristles Ø 914 mm

Working speed

Working speed up to	60 km/h
---------------------	---------

Drive system - auxiliary engine

Motor type	Mercedes Benz OM 936 LA
Exhaust emission	EuroMot V / EuroMot IIIA (Downgrade EFP)
Performance	260 kW (354 HP) @ 1,800 1/min
Fuel tank	600 l
Working hours, depending on the operating conditions	8 - 10 h

Carrier vehicle

Carrier vehicle type	MB Arocs 2036 AK / MAN TGS 18.360
----------------------	-----------------------------------

Example dimensions

Length including snow plough MS 56.1 / 56.1 N in working position	12,200 mm
Length without snow plough	9,295 mm
Transport width including snow plough MS 56.1 / 56.1 N in working position	4,750 mm
Height (excl. rotary beacon)	3,760 mm
Sweeping width at 32° positioning angle	3,560 mm

Example Weights

Total weight incl. vehicle	19,700 kg
----------------------------	-----------



© Aebi Schmidt Group
www.aebi-schmidt.com

Aebi Schmidt Holding AG
CH-8050 Zurich, Switzerland

All rights reserved. Technical data is
subject to change.
Illustrations are not binding. Errors and
amendments excepted.

Document created on 11 FEB 2024

