



# Flexigo 150

Street Sweeper



The smallest all-rounder in the Schmidt sweeper family is flexibly expandable and can be combined with many attachments and mountable equipment for both summer and winter road maintenance. With its comfortable articulated steering, high payload and a permissible gross vehicle weight of 7700 lbs, the Flexigo 150 can be used over a wide area - from streets to narrow alleys in pedestrianised areas.

## Highlights

- **One device, numerous possibilities** - versatile and efficient utilization
- **Integrated quick-change system** for easy device change in shortest time
- **Increased productivity** through year-round utilization of the vehicle
- A **spacious cab**, excellent visibility and **ergonomic controls**
- Energy-efficient all-wheel drive **High Efficiency Traction Control** for low fuel consumption at maximum power

## Your benefits

- **Versatile use:** The Flexigo 150 is flexibly expandable and can be combined with many types of attachable and mountable equipment.
- **Ease of driving:** Despite its **high payload** and 7700 lbs gross vehicle weight
- **Best certification:** The Flexigo 150 meets the best level of PM10/PM2.5 certification with 4 stars and also carries the AGR seal of approval.
- **Unsurpassed comfort:** A spacious cab, excellent visibility, ergonomic controls, adjustable steering column and a sprung driver's seat with individual adjustment options.
- **Easy spare parts and warranty handling:** One manufacturer, many summer and winter maintenance machines.

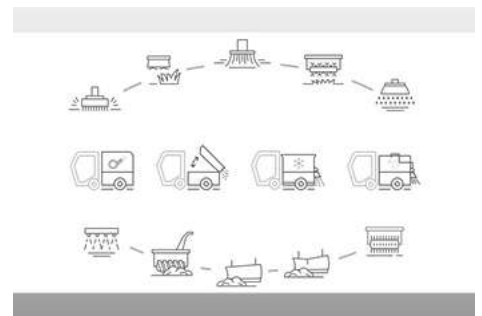
We know how important it is that your machines and equipment are always ready to deploy. **Get in touch with us** about our range of tailored services and original spare parts.



## Performance features

### Multi-functionality

The Flexigo 150 combines **excellent sweeping characteristics** and a **high load capacity** with the advantages of a **multi-functional implement carrier**. In addition to its use as a sweeper, other attachments and mounted implements, such as a scrub deck, mower/suction combination, snow plow or attachable and mounted spreader, allow it to be used **all year round**. The integrated quick-change system makes conversion simple, safe and fast.



- A further increase in productivity, through year-round utilization of the vehicle
- Lower maintenance costs, thanks to a smaller vehicle fleet
- Wide range of possible applications

### Sweeping

#### Innovative brush system

The Flexigo 150 is available with a professional **2-brush or optional 3-brush system**. A good overlap between the brushes and the suction nozzle ensures that no material is left lying around even when driving around tight bends. The brush system is operated via a joystick integrated into the armrest, ensuring fatigue-free working. A hydraulic support pressure control for the front linkage is available as an option. This ensures optimum ground adjustment and reduces wear on the front brushes to a minimum.

#### Excellent suction power

In the case of coarse dirt and particularly difficult objects, the **patented, unique airflow system** builds up the air flow much more quickly than other solutions, resulting in excellent suction power.

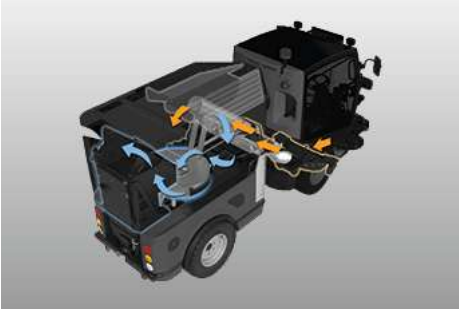
#### Silent sweeping

The noise level was kept as low as possible despite the high power output. With a **sound power level of 99 dB(A)**, cleaning is also possible at off-peak times.

#### Effective fine dust management

The Flexigo 150 has been tested according to the strict guidelines of the EUnited - European Engineering Industries Association. Outside the machine, the multi-stage dust binding system ensures that the air is low in fine dust. The fresh water system has a volume of 66 gallons. A powerful water pump supplies two spray nozzles on the disc brushes and four nozzles in the suction nozzle. A circulating water system is also fitted as standard. In this system, the circulating water from the hopper is fed directly back into the suction nozzle. This saves fresh water and the hopper capacity is used to the optimum. The collected waste material is both moistened and compressed and only clean and low-dust air is released into the environment. For this, the Flexigo 150 has been awarded 4 out of 4 stars in the PM10/PM2.5 certificate.






### Large dumping height

The dumping height of the hopper is 1600 mm which allows emptying into all common dirt/waste containers.



### Automatic collision protection of the front brushes

In the event of collision with an obstacle, the brush can move inwards. The nitrogen-filled hydraulic accumulators on the brush swivel cylinders ensure that the brush is automatically returned to its starting position.



### Environmentally friendly weed control

An optional and extremely robust weed brush ensures effortless mechanical removal of weeds. The three-dimensional brush adjustment options always ensure optimum operating height to the ground.

### Further highlights

- Manual suction hose: Connection on both sides of the debris hopper possible
  - Optional three brush system: Sweeping width of up to 122 inches
  - High pressure cleaner: 2320 PSI per minute
  - Suction nozzle and rear view camera: For optimum overview during sweeping operations
- 
- Excellent sweeping performance, thanks to intelligent brush system and patented airflow system
  - Unique collision protection system minimises risk of damage
  - Best accessibility of difficult to reach areas with many obstacles, thanks to flexible brush movement
  - Optimum sound insulation
  - Best level PM10/PM2.5 certification (4 stars)

## Snow clearing and de-icing

The low center of gravity, the compact dimensions, the high engine output of 75HP/55 kW and the permanent four-wheel drive, all ensure safe working and maneuvering under even the most difficult conditions and in the tightest of spaces. The high payload of the Flexigo 150 allows the use of large-volume spreader bodies, thus extending operating times and operating distances.

Aebi Schmidt offers a wide range of attachments for professional winter services, such as snow plows, snow blowers, front sweepers and various spreaders and sprayers. High-quality and well thought-out technology reduces noise and vibrations during operation, thus increasing the user's comfort.

### Attachments and mountable equipment for winter use:

- Snowplow
- V-snow plow
- Front sweeper
- Snow blower
- Silo mounted spreader with belt/auger conveyor system
- Flat silo mounted spreader with dual auger conveyor system
- Mountable sprayer



- One manufacturer, many winter maintenance machines - easy spare parts and warranty handling
- Sophisticated technology combined with innovative control
- All winter maintenance equipment offers the best possible corrosion protection

## Wet cleaning and watering



### Watering

Trees, plants, flower pots or borders can be watered efficiently with one watering arm. The watering arm has a large swivel range thanks to an innovative gear-joint arrangement. The working area is located to the left and right of and in front of the Flexigo 150 and is operated directly from the vehicle.



### Flooding

Under hot, dry and very dusty conditions, wet cleaning is an important and interesting alternative to sweeping. Equipped with a 60 inch wash bar, roads and pavements can be intensively cleaned with a low, medium or high pressure pump system.



### Scrubbing

The combination of scrub deck and debris hopper turns the Flexigo 150 into a mechanical surface wet cleaner, with simultaneous dirty water extraction. Whether in a multi-storey car park or pedestrian zone, the special design allows cleaning close to the edges as well as targeted cleaning of inaccessible niches - without any problems. The scrub deck delivers very good and lasting cleaning results on a wide variety of surfaces.

## Green area maintenance

### Mowing

The Flexigo 150 provides perfect results in green area maintenance. The combination of a front sickle mower and hopper enables mowing with simultaneous grass collection. The mowing unit with three blades guarantees a mowing **capacity of up to 18,000 y<sup>2</sup>/h.**



### Mulching

With an attached front mulcher, green areas or roadsides can be mulched without any problems. The mowed material is shredded and evenly distributed on the spot. The robustly built mulcher is equipped with high-quality blades and is driven by the Flexigo vehicle hydraulics.



### Transporting

**The tailor-made tiltable loading area (198 gallon)** can be used for transport at any time of the year. It consists of a robust steel construction with aluminium side panels that can be pulled out and upwards. The front wall is firmly anchored and the rear wall can be folded down for easier loading and unloading.





## Ergonomics and comfort

### User-friendly workplace

The **spacious, vibration-damped cab** with **large windscreen**, glazed doors and narrow cab frame gives the driver a **panoramic view** of working equipment and traffic. The wiper blades are positioned low down on the foot area, so there is no disturbance in the field of vision. The driver's seat is centered and guarantees the best all-round view and increased safety in everyday working life. Headroom is maximized and allows a comfortable sitting position even for tall drivers. The ventilation and air conditioning system with **fine dust filter (class F8)**, as well as the **noise insulation (max. 75 dB)** contribute to a pleasant working environment.

The adjustable steering column, the air-sprung, adjustable driver's seat with lumbar support for a back-friendly seating position, the seat tilt and seat length adjustment, the three-point seat belt, the seat heating and the backrest tilt adjustment make the cab a modern, ergonomic workplace.

With the **AGR (Campaign for Healthy Backs) seal of approval**, the Flexigo 150 offers tested and certified ergonomics for a healthier workplace and driver.



### Ergonomic operation of all elements

Simple and intuitive controls offer **high flexibility for frequent driver changes** and the ergonomically placed controls provide maximum operator comfort.

- **Multi-functional display:** Self-explanatory symbols on the control display make it easier for the operator to work with different implements.
- **Joystick:** The implements are operated via the joystick. This is integrated in the armrest of the comfort seat and ensures fatigue-free operation.
- **Quick keys:** The keypad located directly in front of the joystick displays the most important machine functions. Here, the operator can select in which working mode he wants to work and whether he wants to activate the brush pressure setting. The handbrake function is also located here.

### Further highlights

- Easy access to the cabin
- Sliding windows on both sides
- LED worklights for a bright working environment
- Cabin lighting also with glare-free red light
- Cup/bottle holder
- Storage drawer



- 
- **Unsurpassed comfort:** a spacious cab, excellent visibility, ergonomic controls, an adjustable steering column and a sprung driver's seat with individual adjustment options.
  - **Independently certified ergonomics:** the Flexigo 150 has been awarded the ‚Campaign for Healthy Backs‘ seal of approval.
- 

## Drive

The Flexigo 150 is equipped with a **four-cylinder Common Rail Perkins diesel engine** with 75 hp/55 kW and 2.2 litres capacity. It meets the latest environmental standards for minimum emissions and fine dust pollution. The **transport speed is optionally 15 or 24 mph**. For particularly comfortable and fatigue-free work, **cruise control** is optionally available for transport and work mode.

The **patented Bosch Rexroth HET drive system 4 x 4** („High Efficiency Traction Control“) guarantees optimum driving performance under the most difficult conditions, as well as low fuel consumption at maximum power. The HET automatically compensates for lack of traction on one or more wheels, thus ensuring optimum driving performance. It is also possible to **stop and restart on a gradient of up to 30%**, even with the full weight of 7700 lbs. The electronically controlled hydrostat optimizes the interaction between engine and drive for maximum performance. The HET drive system shifts back and forth between the two speed levels completely automatically.

## Modern vehicle technology

The vehicle frame is made of **high-strength steel** and ensures a light yet robust construction. The water tanks at the front and rear guarantee the best weight distribution for high driving stability. The articulated steering allows easy turning and maneuvering, even in tight spaces.

The **fully suspended chassis** and the large 16 inch wheels offer best driving comfort. Optional wide or grass tires are available for safe and powerful progress on any surface.

Special emphasis was placed on **service and maintenance friendliness**. The side maintenance flaps can be opened and provide quick and easy access to maintenance elements such as the oil dipstick or air filter.

## Wide range of options

- High pressure water pump
- LED lighting package
- Rear view and suction nozzle camera
- Central lubrication point
- Radio with bluetooth hands-free function

## IntelliOPS telematics platform

If you want to monitor, plan, control in real time, optimize or, for example, bill third parties for the activities of your Flexigo 150, then use the digital solutions on our IntelliOPS platform. IntelliOPS supports you in the efficient use of your individual machine as well as in a network with several machines, including those of other brands. Here you can find out more about our digital solutions and how you can use them in a way that is modular and adapted to your needs.

## Gallery





## **Related products**

### **Swingo 200+**

Street Sweeper



### **eSwingo 200+**


Street Sweeper



### **Cleango 500**

Street Sweeper





Trust in our many years of uniquely diverse experience. **Get in touch with us.** We'll find the right solution for your specific challenge.

## Technical data

	Flexigo 150   Basic unit	Flexigo 150   Sweeper
<b>Hopper</b>		
Tank volume	-	2 yd <sup>3</sup>
<b>Sweeping unit</b>		
Disc brush diameter	-	35 in
Disc brush speed	-	150 1/min
Brush material	-	Steel / Plastic / Mixfill
Sweeping width	-	61.6" - 7' 10"
Sweeping width with 3rd brush	-	61.6" - 10' 2"
<b>Suction unit</b>		
Suction nozzle width inner	-	30"
Suction hose diameter	-	7"
<b>Suction fan</b>		
Type of drive	-	Hydraulic motor
Max. air flow rate (free flow)	-	243 ft <sup>3</sup> /h
Speed	-	2,700 1/min
<b>Water system</b>		
Total water volume	-	118 gal
Fresh water volume	-	66 gal
Service water volume	-	53 gal
Fresh water pump	-	101 PSI / 2.9 gal/min
<b>Drive system - auxiliary engine</b>		
Engine type	Perkins Diesel 404FE22TA	Perkins Diesel 404FE22TA
Exhaust emission	Tier 4 final	Tier 4 final
After treatment system	DOC + DPF	DOC + DPF
Fuel	Diesel	Diesel
Displacement	134 in <sup>3</sup>	134 in <sup>3</sup>
Performance	55 kW (75 HP) @ 2,800 1/min	55 kW (75 HP) @ 2,800 1/min
Fuel tank	17 gal	17 gal
Fuel consumption	1.3 gal/h	1.3 gal/h
Fuel consumption ECO	0.8 gal/h	0.8 gal/h
<b>Steering</b>		
Turning circle - inner diameter	12'	12'
<b>Tires</b>		
Standard front tire size	195/75 R16 / 255/65 R16 / 320/55 R16	195/75 R16 / 255/65 R16 / 320/55 R16
Standard rear tire size	195/75 R16 / 255/65 R16 / 320/55 R16	195/75 R16 / 255/65 R16 / 320/55 R16
<b>Speed</b>		
Transport speed	15.5 / 20 / 25 mph	15.5 / 20 / 25 mph
Sweeping speed permanent use	-	7 mph
<b>Dimensions</b>		
Length without brush	-	13' 8"
Length with brush	-	14' 6"
Vehicle length	13' 8"	-
Width without brush	-	53"
Width with brush	-	63.7"
Vehicle width	53"	-
Height (without beacon)	78"	78"
Height with beacon	7' 5"	7' 5"
Wheelbase	80 1/2"	80 1/2"
<b>Weights</b>		
Empty weight of the basic unit approx.	4,630 lbs	5,732 lbs
Permitted total weight	7,716 lbs	7,716 lbs
Payload	3,086 lbs	1,984 lbs
Permissible weight front axle	4,630 lbs	4,630 lbs



	<b>Flexigo 150   Basic unit</b>	<b>Flexigo 150   Sweeper</b>
Permissible weight rear axle	4,630 lbs	4,630 lbs
Permissible trailer weight braked	3,968 lbs	3,968 lbs
Permissible trailer weight unbraked	1,654 lbs	1,654 lbs



© Aebi Schmidt Group  
[www.aebi-schmidt.com](http://www.aebi-schmidt.com)

Aebi Schmidt North America Inc.  
 Chilton, WI 53014, USA

All rights reserved. Technical data is subject to change.  
 Illustrations are not binding. Errors and amendments excepted.

Document created on 18 SEP 2024

