



 **schmidt**  
a brand of aebi schmidt

# eSwingo 200<sup>+</sup>

Sweeper



The eSwingo 200<sup>+</sup> is the first fully electric compact sweeper from Schmidt. It is ideal for daily cleaning and sweeping duties in inner-city and pedestrianised areas plus industrial locations and multi-storey car parks. The eSwingo 200<sup>+</sup> is not only one of the cleanest compact sweepers on the market, but it also pays for itself in the overall whole life cost calculation. With the eSwingo 200<sup>+</sup>, a significant proportion of energy and maintenance costs can be saved compared to models with diesel engines.

## Highlights

- **Sustainable and responsible technology:** 100% electric, 0% carbon dioxide emissions, low noise emission
- **Powerful battery system:** The battery capacity of 75 kWh allows a working time of up to 10 hours without re-charging; full recharging is possible in just four hours with the on-board charger
- **Excellent sweeping performance:** A 2 or 3-brush system is available with a pulled suction shaft. Thanks to a wide range of optional expansion modules, the sweeper can be adapted to customer-specific requirements.
- **Pressurized circulating water system:** conserves resources through water recovery

## Your benefits

- **Performance:** High performance and driving performance even on demanding sweeping jobs - no compromises compared to the model with diesel engine
- **Battery Life Cycle Management:** Battery service and diagnosis are carried out by Aebi Schmidt, as well as free take-back and recycling
- **Extremely quiet driving and working:** The machine can also be used for work assignments at night or in the early morning hours
- **Unsurpassed comfort:** A spacious cab, excellent visibility, ergonomic controls, an adjustable steering column and a sprung driver's seat with individual adjustment options. AGR („Campaign for Healthier Backs“) tested and recommended

## Performance features

### Environmentally friendly electric drive

- The eSwingo 200+ features an **all-electric drive**. The heart of the drive is the high-voltage battery with a battery capacity of 75 kWh, which is made up of two individual battery packs. The powerful batteries allow operating times of up to 10 hours without recharging. The integrated on-board quick charger ensures full recharging in just four hours.
- A **battery management system (BMS)** continuously monitors and controls the battery, which consists of high-quality components, the charging and discharging processes and the temperature, thus contributing to a long service life and the greatest possible safety.
- The **drives of all main functions** - traction drive, blower drive, hydraulic pump drive and air conditioning of the driver's cab - **have been electrified**. The electric drive offers higher efficiency, optimum power characteristics and high performance with low maintenance requirements.
- Only an electric motor, which is directly connected to the rear axle, is used for the drive and gives speeds of up to 50 km/h, while the noise level is many times lower than that of a diesel vehicle. An **electric parking brake system with hill start assistance** guarantees safe and comfortable driving.



- 
- Battery capacity of 75 kWh
  - Full recharging in just four hours
  - Driving speed up to 50 km/h
- 

### Sweeping technology

The eSwingo 200+ is available with two independent sweeping systems. A **pushed 2-brush system** with a brush diameter of 850mm or a **pulled 3-brush system** with a brush diameter of 800mm. Both systems are available with either dependent or independent disc brush control using convenient controls on the driver's door. The brush speed and pressure can be infinitely adjusted. The brushes can be chosen in plastic, steel or mixed trimmings, and the suction nozzle between rollers or runners.

The **2-brush system** with independently controllable circular brushes guarantees absolute mobility in every sweeping situation. Two stable brush arms with integrated buffers allow sweeping widths of up to 2,900mm. Independent brush control is available as an option, offering separately controllable brushes, up/down, left/right, and contact pressure control, guaranteeing clean sweeping results with minimum wear and tear. The brush always returns to its basic position, regardless of road conditions. A version for heavy weed use is also available with additional hydraulic tilting functions for the brush.

The **3-brush system** with freely movable front brush arm offers a wide range of options and a sweeping width of up to 2,600mm. Left-right alignment of the front brush is available, along with sweeping on two levels or heavy weed brush use. All functions of the front brush are hydraulically controlled, including the brush support pressure. The brush unit under the cabin ensures optimum feed of the sweeping material to the suction shaft. As an option, the side brushes can also be extended hydraulically and their angle can be adjusted so that they are ideally positioned in relation to the ground conditions in sweeping operations.

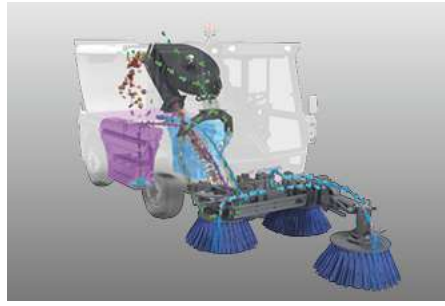
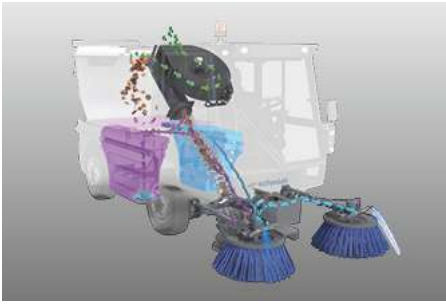


### Suction and water systems

The eSwingo 200+ is **certified with the highest level PM10 4-star and PM2.5**. The certificate is considered a quality standard throughout Europe with four stars in the PM10 test for the highest level of air pollution control, along with the best possible absorption performance with PM2.5.

For the **2-brush system**, there is a choice of a basic suction shaft with hydraulically operated coarse dirt flap or an HS suction shaft, which combines the advantages of an integrated coarse dirt flap with optimum air flow. The HS suction shaft guarantees maximum suction power even at low fan speeds.

There is an air-flow-optimised suction shaft for the **3-brush system**, which does not require a separate coarse dirt flap. Coarse debris can only be easily collected by tilting the suction chute.



### Koanda air circulation system (Optional)

With the **unique Koanda air circulation system** in combination with the pressurised circulating water system, the emission of fine, harmful dust is reduced by up to 70%. A large part of the dust-laden air sucked in remains in the suction system and is returned to the suction mouth in a circuit. The small amount of residual air remaining is cleaned by a fine-pored filter. In addition, the Koanda system gives reduced noise emission, low water consumption and allows sweeping at slightly below-zero temperatures.

The **proven pressure circulation water system** returns large quantities of circulating water to the circuit by means of a waste water pump for reuse. The water recovery system, with a screen surface of 3.3 m<sup>2</sup> in the container, not only saves fresh water, but also makes optimum use of the container capacity. By adding water into the hopper, up to 250 litres, the operating range can be increased by up to 50%. The collected swept material is both moistened and compacted.

The **electric fresh water pump** supplies the spray nozzles on the circular brushes. The water quantity for the brushes can be conveniently controlled from the cab.

- 
- Unique Koanda air circulation system
  - Water recovery system, with a screen surface of 3.3 m<sup>2</sup>
  - By adding water into the hopper, up to 250 litres, the operating range can be increased by up to 50%
- 

### Sweeping material hopper



The hopper, which has a system volume of 2m<sup>3</sup>, enables maximum sweeping capacity and a large radius of action. The hopper is made of corrosion and seawater resistant aluminium. A large dumping height of 1400mm enables emptying into all common dirt containers. The suction pipe in the hopper is optionally available in wear-resistant stainless steel.

### Ergonomics and Comfort

The spacious cabin is equipped with **high-quality noise and vibration insulation**. The front windscreen, which extends down to the floor, and the viewing window in the cab floor, provide an optimum view of the sweeping unit and suction nozzle. The **excellent all-round visibility** contributes to a pleasant working environment and supports safe operation in road traffic.

The standard and powerful air conditioning system creates a pleasant and cool working climate even at high outside temperatures. Fresh air is sucked in and filtered at the rear of the cab, while the cab air filter is also designed as a pollen filter.

The most important information is visible at a glance on the **colour display in the roof console**. With the help of the **onboard diagnosis system**, any faults can be localised quickly and efficiently, while a mechanic can make machine-specific settings on the display.



The sweeping unit is controlled via the door control panel with joysticks and push buttons. With the **Auto-Drive option**, all sweeping functions and driving commands in sweeping mode can be conveniently operated via the ergonomically shaped multifunctional control lever. Driving and sweeping from a single source also means greater safety and less stress.



The cabin also boasts a height and angle-adjustable steering column, cruise control, minimal pedal forces, a **healthy driver's seat with AGR certificate** („Campaign for Healthy Backs“) plus operating and control instruments in an optimum grip area to complete a modern, ergonomic workplace.



### Modern vehicle technology

The **hot-dip galvanisation** of the entire vehicle frame, the suction mouth and important steel components, including the dirt container, provide high-quality **corrosion protection**.

The **hydropneumatically suspended chassis with hydrostatic drive** and large 15" wheels offers the highest level of driving comfort in this machine class. At the same time, high load capacity and large wheel contact areas ensure increased safety with low ground pressure, regardless of road and weather conditions. Optionally, the permissible gross weight can be increased to 5 000 kg.

The suspension package, which also includes a mechanical option, is perfectly matched to the machine, and ensures safe and comfortable, car-like driving. Good driving comfort, robustness and freedom from maintenance are all optimally combined.

The **switchable all-wheel steering** makes extremely tight turning manoeuvres possible, and is monitored by steering angle sensors, which enable automatic centring - so it is user-friendly and safe. A hydraulic dual-circuit brake system with disc brakes on the front and rear axle is fitted as standard.

### Wide range of options

- Koanda air circulation system
- Rear view camera and suction shaft camera
- Wild herb brush
- Hand suction hose
- Pressure washer
- Automatic central lubrication system
- Auto-Drive (drive lever operation)
- Winter maintenance attachments



### IntelliOPS telematics platform

If you want to monitor, plan, control in real time, optimise or, for example, bill third parties for the activities of your eSwingo 200+, then use the digital solutions on our IntelliOPS platform. IntelliOPS supports you in the efficient use of your individual machine as well as in a network with several machines, including those of other brands. Here you can find out more about our digital solutions and how you can use them in a way that is modular and adapted to your needs.

### Gallery



### Additional information

The eSwingo can help you to reduce CO<sub>2</sub> emissions and save cost. Check for your own by using our CO<sub>2</sub> calculator and TCO calculator.

## Variants

### eSwingo 200+ | 2-Brush



The 2-brush system with independently controlled circular brushes guarantees absolute mobility in every sweeping situation. Two stable brush arms with integrated buffers allow sweeping widths of up to 2,900 mm.

### eSwingo 200+ | 3-Brush



The 3-brush system with freely movable front brush arm offers a sweeping width of up to 2,600 mm. Left-right alignment of the front brush is just as possible as sweeping on two levels or heavy weed brush use.

## Related products

### Swingo 200+

Sweeper



### Flexigo 150


Sweeper



### eCleango 550

Sweeper





Trust in our many years of uniquely diverse experience. **Get in touch with us.** We'll find the right solution for your specific challenge.

## Technical data

	eSwingo 200+   2-Brush	eSwingo 200+   3-Brush
<b>Hopper</b>		
Hopper volume	2 m <sup>3</sup>	2 m <sup>3</sup>
Tilt angle	102°	102°
Dumping height tilt discharge	1,400 mm	1,400 mm
<b>Sweeping unit</b>		
Disc brush diameter	850 mm	800 mm
Disc brush speed	120 1/min	100 1/min
Brush material	Steel / Plastic / Mixfill	Steel / Plastic / Mixfill
Sweeping width	1,400 - 2,900 mm	1,800 - 2,000 mm
Sweeping width with 3rd brush	-	2,600 mm
<b>Suction fan</b>		
Speed	3,000 1/min	3,000 1/min
<b>Water system</b>		
Total water volume	400 l	400 l
Fresh water volume	200 l	200 l
Service water volume	200 l	200 l
Fresh water pump	3 bar / 11 l/min	3 bar / 11 l/min
<b>Battery</b>		
Total capacity	75 kWh / 400 V	75 kWh / 400 V
Safety	Flame resistant / explosion proof	Flame resistant / explosion proof
Operating time without re-charging	10 h	10 h
Charging time ca.	4 h	4 h
<b>Electric motors</b>		
Power traction drive (rear axle)	38 - 90 kW	38 - 90 kW
Power fan drive	8.5 - 11.5 kW	8.5 - 11.5 kW
<b>Steering</b>		
Steering angle front axle	48°	48°
Steering angle rear axle	24°	24°
Ø Turning circle wall/wall (2-wheel st.)	8,600 mm	8,500 mm
Ø Turning circle kerb/kerb (2-wheel st.)	6,550 mm	6,550 mm
Ø Turning circle wall/wall (4-wheel st.)	7,300 mm	7,000 mm
Ø Turning circle kerb/kerb (4-wheel st.)	4,950 mm	4,950 mm
<b>Tires</b>		
Standard front tire size	225/70 R15	225/70 R15
Standard rear tire size	225/70 R15	225/70 R15
<b>Speed</b>		
Transport speed	25 / 32 / 40 / 45 / 50 km/h	25 / 32 / 40 / 45 / 50 km/h
Sweeping speed	12 km/h	12 km/h
<b>Dimensions</b>		
Length without 3rd brush	-	4,200 mm
Length with brush	4,690 mm	-
Length with 3rd brush	-	5,200 mm
Width without brush	1,300 mm	1,300 mm
Height (without beacon)	1,990 mm	1,990 mm
Height with beacon	2,335 mm	2,335 mm
Wheelbase	1,900 mm	1,900 mm
Track width front	1,073 mm	1,073 mm
Track width rear	1,073 mm	1,073 mm
<b>Weights</b>		
Empty weight of the basic unit approx.	3,300 kg	3,400 kg
Permitted total weight	4,500 / 5,000 kg	4,500 / 5,000 kg