



 **schmidt**  
a brand of aebi schmidt

# AS 990 / ASC 990

Sweeper



Safety at the airport is top priority. The high-speed AS 990 sweeper cleans all service and traffic areas of the airport with outstanding sweeping efficiency, so that follow-up damage caused by FOD (foreign objects debris) is prevented. The AS 990 clears solid materials like leaves, dirt and debris, as well as liquids such as de-icing agents and surface water. The permanent PMB 2400 magnetic bar, which is attached to the front panel of the AS 990, can be used to pick up any magnetic metals.

## Highlights

- Delivers **excellent sweeping results**.
- Collects **large quantities of water** and **de-icer** from runways.
- **Removes FOD hazards** (foreign objects debris) avoiding possible damage to aircraft that may be caused by dislodged objects.
- **Intensive cleaning** of residues of various materials on the road surface
- **More than 400 machines** in operation around the world.

## Your benefits

- **All functions** can be activated using **the CAN-Bus control panel on the central pedestal**.
- **Removing dirt, grass and leaves** and **smaller quantities of snow** with blast nozzles.
- **Separate remote control with flexible cable** for tipping the hopper.
- The hopper can be tilted **without starting the auxiliary engine**.
- **Environmentally** friendly thanks to compatibility with the latest emissions ratings.

We know how important it is that your machines and equipment are always ready to deploy. **Get in touch with us** about our range of tailored services and original spare parts.





Using digital solutions to monitor, control and optimise your operations? Saving fuel and resources? With reduced CO<sub>2</sub> emissions and increased security? **Get in touch with us.** We'll make it work.

## Performance features

### Cleaning concept

The AS 990 delivers perfect results when sweeping large areas, while moving safely through the entire airport. Equipped with two optional circular brushes, a rear-mounted sweeping unit and a high-power suction fan, the machine can cover large areas quickly and efficiently. The AS 990 offers a hygienic solution due to its optional blast nozzles, rear-mounted standard sweeping unit and optional quick-change liquid suction feature. It can be fitted to all truck models of any make with the relevant specifications – a unique concept that's highly flexible and versatile.



### Suction and sweeping system

#### Rear suction vehicle with full-length suction nozzle brush roller, sweeping width 2,300 mm

In addition to the two suction nozzle jets, a brush roller that stretches over the entire sweeping width is also used for faster sweeping, and can reach sweeping speeds of up to 40 km/h. The sweeping unit is attached to the rear using a flexible lifting feature separate from the chassis, allowing it to be adjusted to different flooring even while operating. The high-quality wheels with built-in reset mechanism ensure that the suction vehicle runs reliably across its route.

### Options

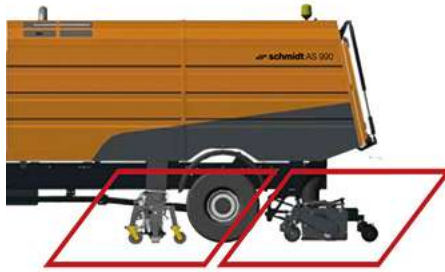
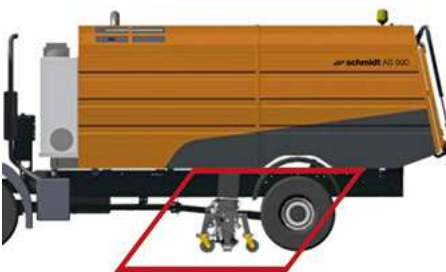
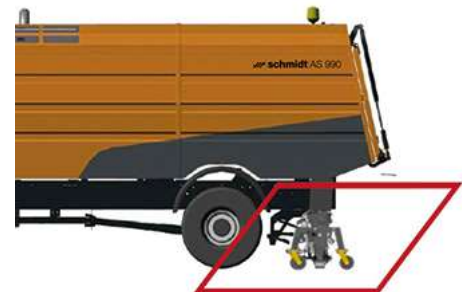
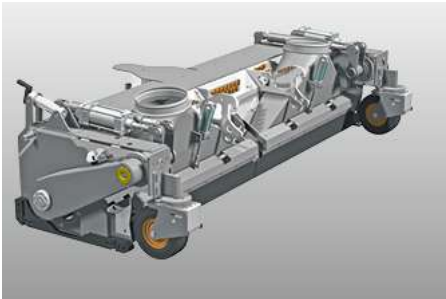
- Quick-release coupling mechanism for swapping the sweeping unit and liquid suction feature
- Liquid gate to improve the collection of liquids

### Liquid suction nozzle

The liquid suction nozzle is specifically designed to collect liquids such as water or de-icer, such as glycol, as effectively as possible.

### Cover for bulky debris

The standard version of the suction vehicle includes a built-in cover for bulky debris. The pneumatic cover can be operated from the driver's cab to collect larger pieces of debris.



---

### Rear suction vehicle

- Two suction nozzles (width: 2 x 1,150 mm) – streamlined design with premium hot-vulcanised rubber coating on the interior as standard for lower friction and less wear and tear.
- Symmetrical load distribution.
- Roller brushes that lift up when they encounter obstacles.
- Easily accessible cable duct.
- Smooth adjustment of sweeping pattern, accessible from the outside.
- One central sweeping pattern adjustment mechanism with colour-coded scale to indicate level of wear

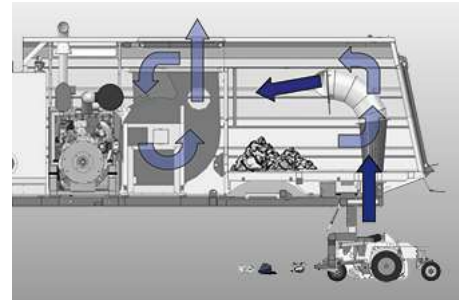
### Liquid suction vehicle

- Two suction nozzles (width: 2 x 1,250 mm): Streamlined design with premium hot-vulcanised rubber coating on the interior as standard for low friction and less wear and tear.
- Collection of liquids – up to 100% performance.
- Optional collection of glycol – 96% to 99%.
- Rear-mounted or inter-axle version

---

### Suction fan drive

The suction performance can be adapted to suit the amount of dirt. The hydraulic drive is fitted with a speed sensor to monitor the suction fan's power. A stepless adjustment of the suction fan is possible. The speed of the suction fan is regulated using hydraulics and adjusted from the control panel. No maintenance is required when compared to conventional V-belt/toothed belt drives. The impeller and sheathing in the housing are made from premium wear-resistant metal.



### Sweeping material hopper

Large hopper for large quantities of debris. The base of the hopper is made from stainless steel. The hopper is equipped with a hydraulic tipping mechanism, allowing it to be emptied safely thanks to the large tilt angle of 52°. The hopper can be tipped using a separate remote control with a long, flexible cable. The hand-held control panel is housed in a waterproof storage case. The hopper can be tilted without starting the auxiliary engine.

### Corrosion resistant 2,000 litre water tank

The water tank is installed between the driver's cab and the auxiliary engine with a suction fan to reduce noise levels and is equipped with an easily accessible cleaning flap. An extra water tank with a capacity of 2,000 litre is available as an option.



- 
- **Water tank** with 2,000 litre capacity made from polyethylene – Corrosion resistant / extra water tank with 2,000 litre capacity.
  - **Hydraulically powered water pump** – maximum 10 bar at 37 litres per minute dry run-safe.
  - **Winter mode** – automatic evacuation of the entire water system (anti-frost function).
  - **Dust binding** – water jets installed upstream of the suction vehicle in the suction nozzle and tube as well as on the circular brushes.
-

## Quick-change system

Thanks to the optional quick-change system, you can switch between the rear suction vehicle and the liquid suction vehicle in a matter of minutes without needing any tools.



## Special version: the ASC 990

The ASC 990 cleans aircraft parking bays by applying a mixture of detergent and water. The cleaning solution is applied to the area to be cleaned by the spray bar in front of the circular brushes. The surface is then treated and roughened by the circular brushes. Any dislodged material is then collected in the tank by the rear-mounted sweeping unit. The ASC 990 is particularly suited to intensive cleaning of transport areas and collecting heavy and awkward substances.

### A modular concept

Rear suction vehicle with built-in roller brush, rear-mounted liquid suction vehicle or inter-axle liquid suction vehicle. A dual version is available as an option.

### High-pressure cleaning equipment with rotating nozzles

An efficient high-pressure cleaning bar can be installed in front of the liquid suction vehicle, delivering up to 200 bar and 70 l/min. As a result, the model can clean intensively over a width of around 2.4 m, whilst also sucking up all the water and dirt at the same time. This option enhances the results delivered even further.



## Options

### 1. One blast nozzle on the left and right

For both summer and winter cleaning. The blast nozzles provide a strong blower performance over the entire width of the unit as well as next to the truck, ensuring the best possible cleaning results. Also available with pneumatic height adjustment.

### 2. Circular brushes on the left and right

For sweeping gutters or increasing the sweeping width. Pneumatic adjustment of ground bearing pressure and rinse pressure. Water jets installed to bind dust.

### 3. Hose reel with cleaning hose

For general cleaning after emptying, a 10-metre hose with adjustable jet. Water supply with a pressure level of 10 bar at 37 l/min through the hydraulically powered water pump with dry run-safe mechanism.

### 4. Hand-held suction hose

For cleaning gullies, drains and other awkward areas. Mounted on the rear tank flap. Hose diameter: 200mm. Control unit installed directly on the hand-held suction hose.

5. **Leaf screen cleaning unit in the tank**

A tube equipped with water jets for cleaning the leaf screen, and the area above it, make the machine easier to clean with more effective results.

6. **Water outlets on the rear gate**

These fittings allow any excess water or de-icer to be drained before the hopper is emptied completely.

7. **Cold-start function**

The cold-start function for the auxiliary engine ensures a reliable start under even the toughest conditions, including temperatures as low as -20°C.

8. **Rear area monitoring**

A camera is mounted on the tank flap. It is switched on automatically as soon as reverse is engaged. The image is streamed directly to the operating unit.

9. **Side suction**

Two suction nozzles on the left and right, installed in front of the rear axle, increase the suction width by 500mm on each side. The two suction nozzles can also work simultaneously if needed. The suction nozzles are operated pneumatically and can be adjusted by 320 mm to the side. The sucking action can be applied regardless of whether the side suction nozzle is extended or retracted. The built-in water jets allow for effective dust binding.

10. **Exhaust diffuser**

The two suction nozzles suck in air containing debris and collect it in the hopper. Inside the hopper, any debris is separated using gravity. Exhaust air is fed out of the hopper at the top. A diffuser can be installed in the top of the hopper to calm the air. This diffuser can be swivelled in or out pneumatically for automatic cleaning.



**Gallery**





## Additional information

The experts at Aebi Schmidt recommend the following configuration:  
**Magnet bars/circular brushes/ blast nozzles/rear suction vehicle**



## Variants

### AS 990



High-performance sweeper tailored to the needs of airport traffic areas.

### ASC 990



The AS 990 series machine can also be equipped as a stand cleaning machine. The stand cleaning option is particularly suitable for collecting rubber abrasion.



## Related products

### AS 660

Sweeper



### Cleango 500


Sweeper



### eSwingo 200+

Sweeper





Trust in our many years of uniquely diverse experience. **Get in touch with us.** We'll find the right solution for your specific challenge.

## Technical data

	AS 990	ASC 990
<b>Hopper</b>		
Hopper volume	9,5 m <sup>3</sup>	9,5 m <sup>3</sup>
Tilt angle	52°	52°
<b>Sweeping unit</b>		
Disc brush diameter	1,000 mm	1,200 mm
Disc brush speed	120 1/min	120 1/min
Brush material	Plastic / Steel	Plastic / Steel
Sweeping width rear suction unit	2,300 mm	2,300 mm
Roller brush diameter	400 mm	400 mm
Roller brush length	2,300 mm	2,300 mm
<b>Suction unit</b>		
Model	Dual version / Rear suction unit / Rear liquid suction unit / Liquid suction unit between axles	Dual version / Rear suction unit / Rear liquid suction unit / Liquid suction unit between axles
Quick change device	Option	Option
Retractable side inter-axle suction nozzles	Option	Option
Suction nozzle width rear suction unit	2x 1,150 mm	2x 1,150 mm
Suction nozzle width liquid suction unit	2x 1,250 mm	2x 1,250 mm
Suction hose diameter	250 mm	250 mm
Suction nozzle diameter	250 mm	250 mm
<b>Suction fan</b>		
Type of drive	Hydraulic motor	Hydraulic motor
Max. air flow rate (free flow)	32,000 m <sup>3</sup> /h	32,000 m <sup>3</sup> /h
Max. approx. vacuum	1,070 mm / 0.1 bar	1,070 mm / 0.1 bar
Speed	3,300 1/min	3,300 1/min
<b>Blast nozzles</b>		
Direction of flow	Left / Right	Left / Right
Air speed	85 m/s	85 m/s
<b>Water system</b>		
Total water volume	2,000 / 4,000 l	3,000 l
Fresh water pump	10 bar / 37 l/min	10 bar / 37 l/min
Detergent tank	-	700 l
Water tank material	PE polyethylen	Aluminium
Water spray nozzles per disc brush	2	2
Water spray nozzles in the suction nozzle	4	4
Water spray nozzles in the suction hose	2	2
Water spray nozzles on spray bar	7	7
Water spray bar + detergent spray bar in front of circular brushes	6 water jets / 6 jets for detergent	6 water jets 6 jets for detergent
Cleaning hose	6 m	6 m
<b>Drive system - auxiliary engine</b>		
Engine type	Deutz TCD 7.8 L6	Deutz TCD 7.8 L6
Number of cylinders	6	6
Exhaust emission	EuroMot V	EuroMot V
Displacement	7,800 cm <sup>3</sup>	7,800 cm <sup>3</sup>
Performance	250 kW (340 HP) @ 2,100 1/min	250 kW (340 HP) @ 2,100 1/min
Torque	1,400 Nm	1,400 Nm
<b>Drive system - auxiliary engine 2</b>		
Engine type	Mercedes Benz OM 906 LA	Mercedes Benz OM 906 LA
Number of cylinders	6	6
Exhaust emission	EuroMot IIIA	EuroMot IIIA
Displacement	6,370 cm <sup>3</sup>	6,370 cm <sup>3</sup>
Performance	205 kW (278 HP) @ 2,300 1/min	205 kW (278 HP) @ 2,300 1/min
Torque	1,100 Nm	1,100 Nm
<b>Speed</b>		
Transport speed	90 km/h	90 km/h
Sweeping speed permanent use	20 km/h	20 km/h
Sweeping speed short-term use	40 km/h	40 km/h

	AS 990	ASC 990
<b>Dimensions</b>		
Mounting length	5,910 mm	6,490 mm
Height (without beacon)	2,200 mm	2,400 mm
Height with beacon	2,400 mm	2,400 mm
<b>Example entire vehicle</b>		
Length	8,250 mm	8,550 mm
Width	2,500 mm	2,500 mm
Height	3,360 mm	3,360 mm
Overhang	2,230 mm	2,230 mm
Body weight standard version	6,000 kg	7,000 kg
Payload	6,300 kg	6,300 kg



© Aebi Schmidt Group  
[www.aebi-schmidt.com](http://www.aebi-schmidt.com)

Aebi Schmidt Holding AG  
 CH-8050 Zurich, Switzerland

All rights reserved. Technical data is subject to change.  
 Illustrations are not binding. Errors and amendments excepted.

Document created on 10 FEB 2024

